



Erase the ECU

CG-MB

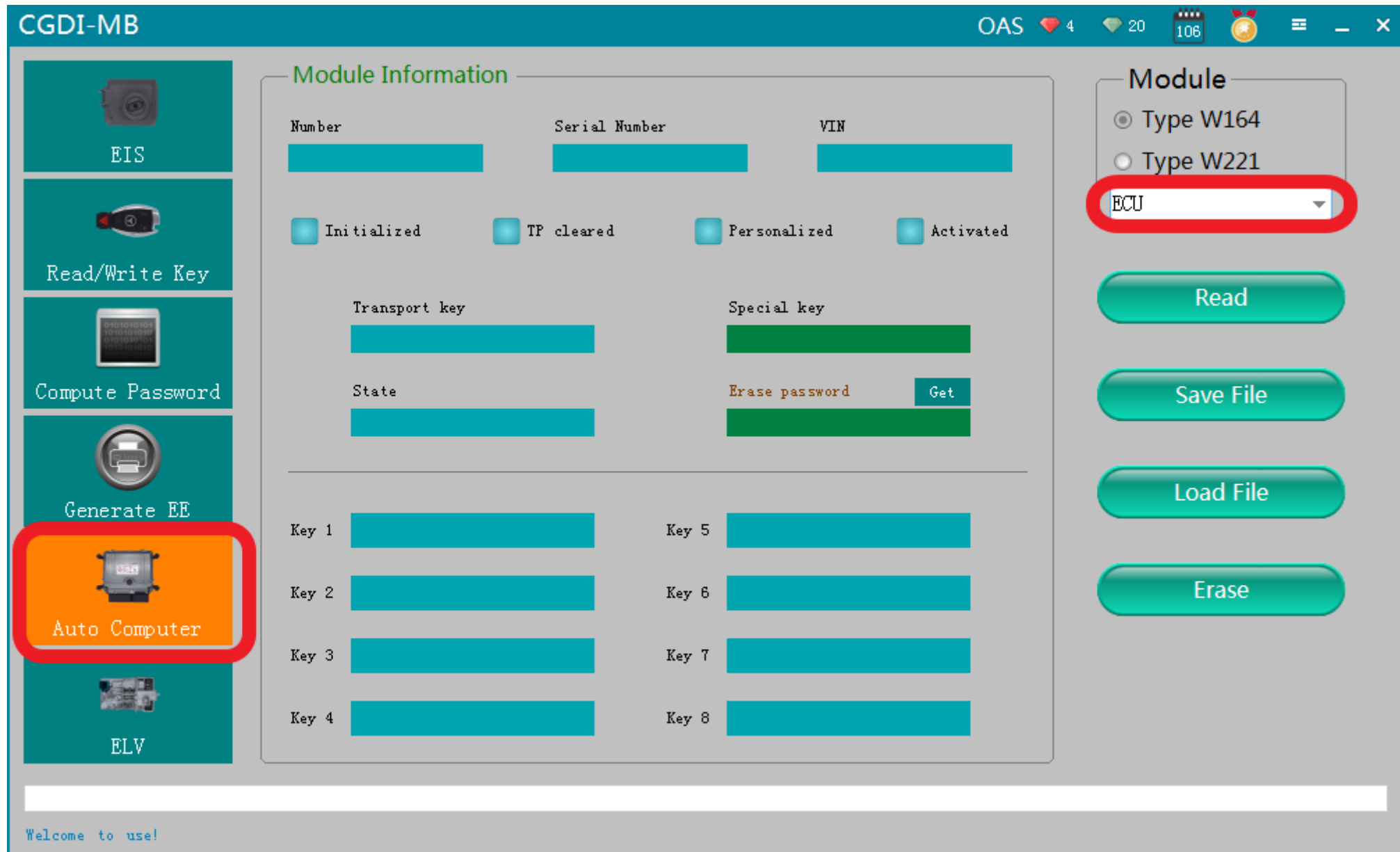
**Remove the car, remove
the ECU, and connect
according to the
software wiring diagram**



Engine computer style



Engine computer pin



Open software, enter Auto computer, choose "Engine computer"

- EIS
- Read/Write Key
- Compute Password
- Generate EE
- Auto Computer
- ELV

Module Information

| Number | Serial Number | VIN |
|------------|---------------|------------|
| [Redacted] | [Redacted] | [Redacted] |

Initialized TP cleared Personalized Activated

| Transport key | Special key |
|---------------|-------------|
| [Redacted] | [Redacted] |

State: [Redacted] Erase password: [Redacted]

| Key 1 | Key 5 |
|------------|------------|
| [Redacted] | [Redacted] |
| Key 2 | Key 6 |
| [Redacted] | [Redacted] |
| Key 3 | Key 7 |
| [Redacted] | [Redacted] |
| Key 4 | Key 8 |
| [Redacted] | [Redacted] |

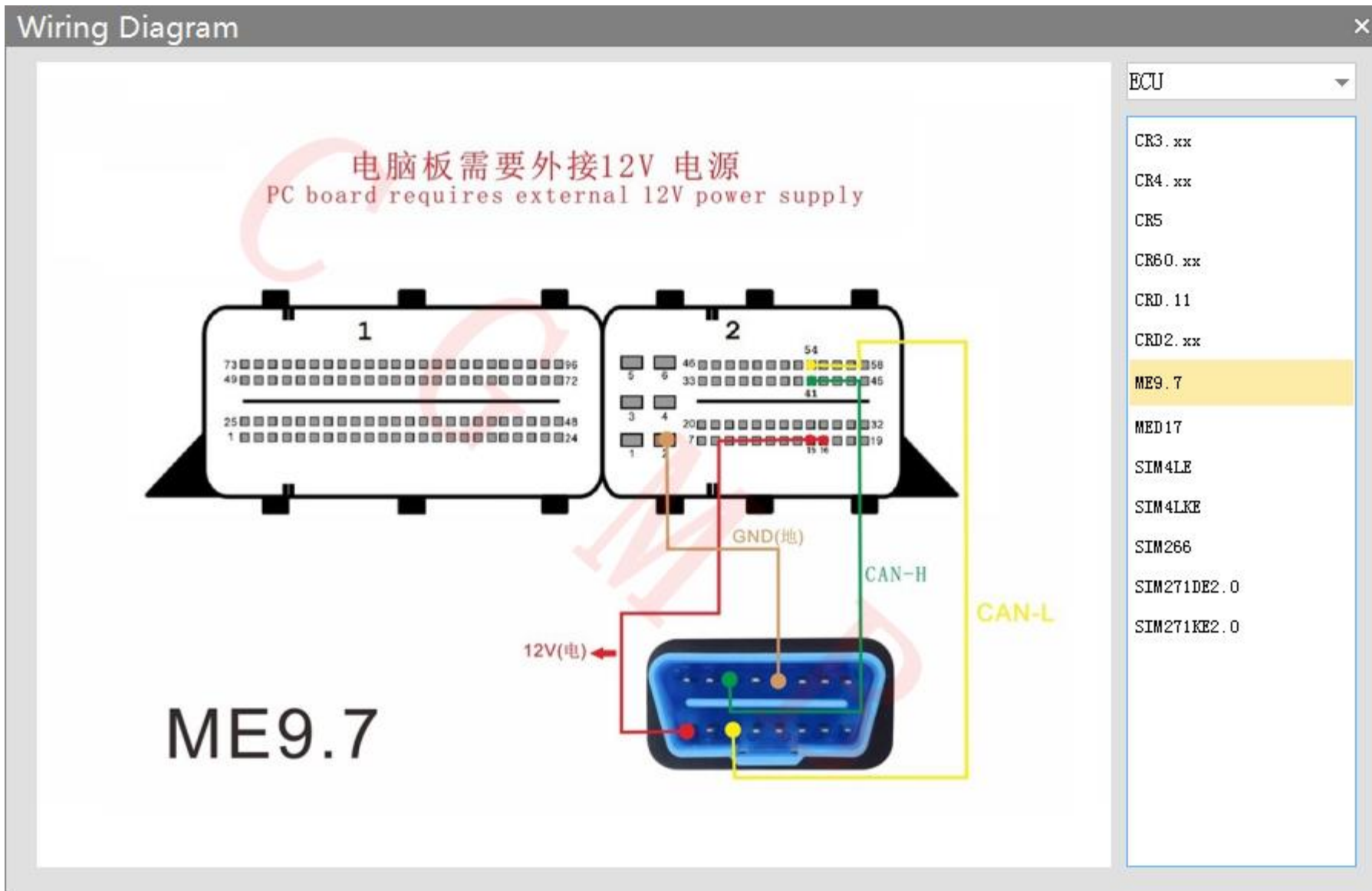
Module

Type V
 Type W


ECU

- Wiring Diagram
- Firmware upgrade
- Language
- About

Software wiring diagram



Software wiring diagram



Physical wiring diagram

EIS

Read/Write Key

Compute Password

Generate EE

Auto Computer

ELV

Module Information

Number [input] Serial Number [input] VIN [input]

Initialized TP cleared Personalized Activated

Transport key [input] Special key [input]

State [input] Erase password [input]

| | |
|---------------|---------------|
| Key 1 [input] | Key 5 [input] |
| Key 2 [input] | Key 6 [input] |
| Key 3 [input] | Key 7 [input] |
| Key 4 [input] | Key 8 [input] |

Module

Type W164
 Type W221

ECU [dropdown]

Click "read"

CGDI-MB OAS 4 20 108

EIS

Read/Write Key

Compute Password

Generate EE

Auto Computer

ELV

Module Information

| | | |
|----------------------|-----------------------------|--------------------------|
| Number 0034467640 | Serial Number 0094489240 | VIN WD3YE4463BS562020 |
|----------------------|-----------------------------|--------------------------|

Initialized
 TP cleared
 Personalized
 Activated

| | |
|--|---|
| Transport key 35 47 F7 0C 1D 74 AF F7 | Special key 6C DB 97 7F FD 0F 77 7B |
| State A8 1F 00 00 08 08 00 00 | Erase password Get |

| | |
|-------------------------------|-------------------------------|
| Key 1 19 88 71 04 FC 02 DC 35 | Key 5 4C 7E 0E E0 FB 77 60 A3 |
| Key 2 57 38 90 71 FD C4 BB 7D | Key 6 EC 57 F7 10 21 AA F6 12 |
| Key 3 7F BC 6C CF 31 6B 85 64 | Key 7 3A 8F AD 7B 00 A9 B1 5C |
| Key 4 3B F9 59 AE EA 1D 02 1D | Key 8 45 D4 6B 6A 37 39 EB 80 |

Module

Type W164
 Type W221

ECU ▼

Read
Save File
Load File
Erase

Read data success!

Engine computer related information

CGDI-MB OAS 4 20 106

Module Information

Number: 0034467640 Serial Number: 0094489240 VIN: WD3YE4463BS562020

Initialized TP cleared Personalized Activated

Transport key Special key

Erase password calculated successfully!

Key 1
Key 2: 57 38 90 71 F C4 12
Key 3: 7F BC 6C CF 3 6B 5C
Key 4: 3B F9 59 AE F 1D 80

Module

Type W164
 Type W221

ECU

Read
Save File
Load File
Erase

Benz Monster

Erase password calculated successfully!

确定

Erase password calculated successfully!

Click to get erase password, calculated successfully



Module Information

| | | |
|------------|---------------|-------------------|
| Number | Serial Number | VIN |
| 0034467840 | 0094489240 | WD3YE4463BS562020 |

Initialized TP cleared Personalized Activated

Transport key
35 47 F7 0C 1D 74 AF F7

Special key
6C DB 97 7F FD 0F 77 7B

State
A8 1F 00 00 08 08 00 00

Erase password
61 7D 43 BA 4A 1D E8 70

| | | | |
|-------|-------------------------|-------|-------------------------|
| Key 1 | 19 88 71 04 FC 02 DC 35 | Key 5 | 4C 7E 0E E0 FB 77 60 A3 |
| Key 2 | 57 38 90 71 FD C4 BB 7D | Key 6 | EC 57 F7 10 21 AA F6 12 |
| Key 3 | 7F BC 6C CF 31 6B 85 64 | Key 7 | 3A 8F AD 7B 00 A9 B1 5C |
| Key 4 | 3B F9 59 AE EA 1D 02 1D | Key 8 | 45 D4 6B 6A 37 39 EB 80 |

Module

- Type W164
- Type W221

ECU

Read

Save File

Load File

Erase

Erase password calculated successfully!

Get the password successfully, click "Erase"

- EIS
- Read/Write Key
- Compute Password
- Generate EE
- Auto Computer
- ELV

Module Information

Number: 0034467640
Serial Number: 0094489240
VIN: WD3YE4463BS562020

Initialized TP cleared Personalized Activated

| Transport key | Special key |
|--------------------------------|--------------------------------|
| 35 47 F7 0C 74 AF F7 | 6C B 97 7F FD OF 77 7B |
| State: A8 1F 00 00 | password: 43 BA 4A 1D E8 70 |
| Key 1: 19 88 71 04 | Key 6: EC 0E EO FB 77 60 A3 |
| Key 2: 57 38 90 71 C4 BB 7D | Key 7: 3A 8F AD 7B 00 A9 B1 5C |
| Key 3: 7F BC 6C CF 31 6B 85 64 | Key 8: 45 D4 6B 6A 37 39 EB 80 |
| Key 4: 3B F9 59 AE EA 1D 02 1D | |



Module

Type W164
 Type W221

ECU

- Read
- Save File
- Load File
- Erase

Erased successfully!

Erase successfully

CGDI-MB OAS 4 20 106

EIS

Read/Write Key

Compute Password

Generate EE

Auto Computer

ELV

Module Information

| | | |
|------------|---------------|-------------------|
| Number | Serial Number | VIN |
| 0034467640 | 0094489240 | WD3YE4463BS562020 |

Initialized TP cleared Personalized Activated

| | |
|-------------------------|-------------------------|
| Transport key | Special key |
| 35 47 F7 0C 1D 74 AF F7 | 6C DB 97 7F FD 0F 77 7B |

State: 00 13 2C 01 08 08 00 00

Erase password:

| | |
|-------------------------|-------------------------|
| Key 1 | Key 5 |
| 19 88 71 04 FC 02 DC 35 | 4C 7E 0E E0 FB 77 60 A3 |
| Key 2 | Key 6 |
| 57 38 90 71 FD C4 BB 7D | EC 57 F7 10 21 AA F6 12 |
| Key 3 | Key 7 |
| 7F BC 6C CF 31 6B 85 64 | 3A 8F AD 7B 00 A9 B1 5C |
| Key 4 | Key 8 |
| 3B F9 59 AE EA 1D 02 1D | 45 D4 6B 6A 37 39 EB 80 |

Module

Type W164
 Type W221

ECU

Read data success!

Click "Read" again, show it was erased